

# wirata®

## INSTRUCTION MANUAL

Model No.:

**SP-25A**

Please read *Instruction Manual* before use  
& Follow ALL the instructions carefully.

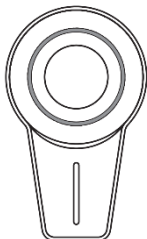
<b>Model No.</b>	<b>SP-25A</b>
Output Power	5W+2Wx2(RMS)
S/N	≥75dB
Conteller	Volume/ Bass
Woofer unit	4" speaker magnetically shielded
Woofer impedance	3 Ω
Subwoofer Dimension	W150 * H207 * D200mm
Satellite Dimension	W70 * H195 * D72mm

## WHAT'S IN THE BOX

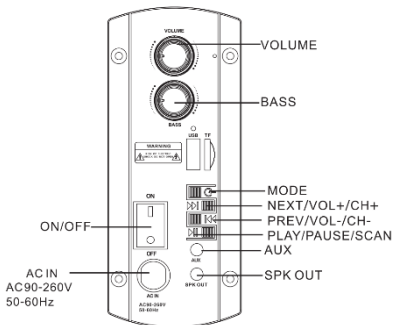
1. Subwoofer – 1set
2. Satellite – 2pc
3. Input cable – 1pc
4. Instruction Manual – 1pc

## PARTS DESCRIPTION

1. Front view of woofer:

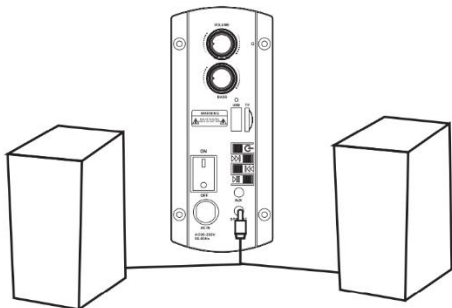


2. Back view of woofer:



## HOW TO OPERATE

1. Connect the satellites to the audio output jack on the rear panel (R & L). As shown in diagram below:



2. Connect an auxiliary source to the audio input jacks in rear panel.
3.
  - (1) LED will indicate that the power is on, when you turn the switch "on" and then accordingly adjust volume to desired level.
  - (2) To increase or decrease Bass, kindly use the Bass control to set Bass level.
  - (3) Turn up the volume control to adjust main volume.  
*Notice: High volume can damage your hearing.*
  - (4) Try with different sound equipment, e.g., VCD, DVD, computer, CD etc.
  - (5) Press "mode" button to "Bluetooth" function, and open the Bluetooth function of your phone. The Bluetooth name is the product's model and then can connect.

## WARNING

- High voltage inside, cannot privately.
- Keep dry, cannot expose to water or put flowerpot on speaker.



### **ENVIRONMENT PROTECTION**

Dispose the appliance according to the local garbage regulations.

Never throw it away to the rubbish, so you will help to the improvement of the environment.